

A photograph of a space shuttle launching from a launch pad. The shuttle is white with a large orange external tank and two white boosters. It is ascending vertically, leaving a large plume of white smoke and fire at its base. The launch pad structure is visible on the left side. The sky is a clear blue with some light clouds. In the foreground, there is a large red circle containing the text 'BCHS with Crosshill'. At the bottom of the image, there is a large red text overlay that reads 'Launch Pad to Success Exam Preparation'.

BCHS

with Crosshill

**Launch Pad to Success
Exam Preparation**

5

Basic Training

Raising Achievement Evening

October: Start College applications

4

Familiarisation

Half Term: Revision for Pre Public Exams

8th November: Parents' Evening

3

Live Simulation

26th November: Pre Public Exams

December: College application deadline

2

Evaluation (know your gaps)

January: Start revision

1st April: SLT Parents' Evening

1

Consolidation (plug your gaps)

April: Final preparations

Revision sessions

BCHS with Crosshill

BCHS with Crosshill

LIFT OFF!

May & June EXAMS

Examination Timetable



Date	Examination
26/11/18	Pre Public Exam: English Lit/Maths
27/11/18	Pre Public Exam: Chemistry/Geog/History
28/11/18	Pre Public Exam: Physics/Maths
29/11/18	Pre Public Exam: English Lang/Biology
30/11/18	Pre Public Exam: Maths

3/12/18	Pre Public Exam: Spanish/Urdu
3/12/18	Pre Public Exam: CiM/Computer Studies
3/12/18	Pre Public Exam: Enterprise & Business
4/12/18	Pre Public Exam: RE/Catering
5/12/18	Pre Public Exam: Sport/Health & Social
6/12/18	Pre Public Exam: Art/Religious Studies

10/1/19	Enterprise and Marketing concepts
10/1/19	Music: The Music Industry
11/1/19	Creative iMedia: Pre-production skills

1/2/19	Health & Social Care
--------	----------------------


4/2/19	Pre Public Exam: English Lit/Maths
5/2/19	Pre Public Exam: Chemistry/Geog/History
6/2/19	Pre Public Exam: Physics/Maths
7/2/19	Pre Public Exam: English Lang/Biology
8/2/19	Pre Public Exam: Maths

13/5/19	Computer Science: Computer Systems
13/5/19	Music: The Music Industry
13/5/19	Religious Studies Component 1
14/5/19	Biology Paper 1
14/5/19	Combined Science: Biology Paper 1
15/5/19	Urdu Paper 1 & 3
15/5/19	English Literature Paper 1
16/5/19	Chemistry Paper 1
16/5/19	Combined Science: Chemistry Paper 1
16/5/19	Computer Science: Computational

Date	Examination
20/5/19	Religious Studies Component 2
21/5/19	Maths Paper 1: Non-Calculator
21/5/19	Geography Paper 1
22/5/19	Spanish Paper 1 & 3
22/5/19	Physics Paper 1
22/5/19	Combined Science: Physics Paper 1
23/5/19	English Literature Paper 2
23/5/19	Religious Studies Component 3
24/5/19	Enterprise and Marketing concepts

3/6/19	History Paper 1
3/6/19	Creative iMedia: Pre-production skills
4/6/19	English Language Component 1
5/6/19	Geography Paper 2
6/6/19	Maths Paper 2: Calculator
6/6/19	History Paper 2
7/6/19	English Language Component 2
7/6/19	Biology Paper 2
7/6/19	Combined Science: Biology Paper 2

10/6/19	Food Preparation & Nutrition
11/6/19	Mathematics Paper 3: Calculator
12/6/19	Chemistry Paper 2
12/6/19	Combined Science: Chemistry Paper 2
13/6/19	Geography Paper 3
14/6/19	Physics Paper 2
14/6/19	Combined Science: Physics Paper 2



Please note: This timetable is provisional and subject to change

Maths - Edexcel exam board

We use the CGP Edexcel revision guides - which we sell for £2.50 for higher and £5.00 for foundation.

There is a site called Corbett Maths that the students can use, which contains nearly 400 videos, textbook exercises and exam questions.

Students can also log onto Hegarty Maths.

GCSE Pod.

Maths Genie.

English Literature - AQA exam board

There are a number of text guides available. Students will need the guide for the books they are studying.

CGP A Christmas Carol - The Text Guide

CGP Blood Brothers - The Text Guide

CGP An Inspector Calls CGP - The Text Guide

CGP Macbeth - The Text Guide

CGP Romeo and Juliet - The Text Guide

CGPAQA Poetry Guide: Power & Conflict Anthology

CGP AQA Poetry Guide: Love & Relationships Anthology

CGP English Literature AQA Unseen Poetry Guide

GCSE Pod.

English Language - AQA exam board

WJEC Eduqas English Language book 1 and 2

Collins AQA GCSE English Language and English Literature All-in-One Revision and Practice

GCSE Pod.

Science - AQA exam board

School sell the revision guides:

Combined science - £5.

Triple science - £3 per book (3 needed).

GCSE Pod.

Geography - AQA exam board

Revision guides are available from school for £5.

GCSE Pod.

History - AQA exam board

My Revision Notes AQA GCSE History is available to buy from school for £8.

GCSE Pod.

RE - Eduqas Exam Board

Revision materials are provided by school as no official revision guide covers the required topics.

Computer Science & Creative iMedia

Creative iMedia and Computer Science students are provided with returnable revision guides.

GCSE Pod.

PE

Coursework based assessment in BTEC sport students do not require revision guides.

Design Technology

GCSE Pod.


Spanish - AQA exam board

AQA GCSE Spanish: Higher/Foundation: Grammar, Vocabulary & Translation.

Viva! AQA GCSE Spanish Grammar and Translation Workbook.

Students can use Linguascope with the school's login.

GCSE Pod.



Support your child through the exams



It's really easy at this time of year for students to make the wrong choices. It is much more tempting to watch TV, go out with friends or play video games than it is to start revising.

There are some simple things that you can do to make sure your child is prepared for exam success. We want to work together with you to help your child to make the right choices so they are prepared and can do well during the exam period.

Teamwork		
Student	School	Home
What we will do	What your child needs to do	What you can do
<ul style="list-style-type: none"> • Help with College Applications • Identify knowledge gaps • Intervention when required • Pastoral Support • Mentoring • Revision skills • Provide revision material • Communicate with parents • Careers Advice 	<ul style="list-style-type: none"> • Have a revision plan • Know which exam boards and papers they are taking • Identify knowledge and skill gaps • Plug knowledge and skill gaps • Ask for help • Revise • Practice questions 	<ul style="list-style-type: none"> • Provide a study space • Help them to be organised • Encourage them to use active revision techniques • Support them with their revision • Give them healthy food • Make sure they get enough sleep • Ensure they take breaks

Encourage your child

This can be helping them to get organised, supporting them with their revision or just some words of advice and support.

Set goals

Talk to your child about why the exams are important and what they want to do when they leave school.

Be organised

This can include a study space, a revision timetable and the correct equipment. You can find a guide to help you with a revision timetable in this booklet, and a blank revision timetable at the back.

Breaks

These should be included in their revision timetable. It is important to have a break in between revision sessions so that the brain can have a rest. Revising for too long all at once will mean the brain will 'switch off' and then the information they are trying to learn will not go in. You can ensure that the breaks are regular but not too long. Your child does need to work up to being able to concentrate for over 2 hours as some of their exams will be this long.

A healthy lifestyle

It is very important for your child to eat healthily, get enough sleep and stay active during the revision and exam season. You can support them by planning time for exercise and lights out into their timetable.

Unplug

Although most teenagers will insist that watching YouTube or listening to music whilst they study will help them, studies show that having your phone near you when you are revising is a distraction. It is just too tempting to check that message that came through. If they do want to listen to some music, relaxing background music (with no words to sing along to) can aid concentration. Remember they need to get used to concentrating in silence as there will definitely be no music in the exam hall.

Support

You may need to encourage your child to believe in themselves, calm them down if they are starting to feel overwhelmed or stressed. Encourage them to ask for help if they are struggling. They might want you to test them or be an audience for them to explain things to.

Revision Tips and Preparation



When revising your child should NOT just be reading through their notes. Revision needs to be active so that they remember the maximum amount of information. This means they should be doing mind maps, summarising notes, answering exam questions, asking you to test them, teaching you the information.

Here are some tips to ensure their revision is effective:

Where

Find a good environment in which to revise (comfortable, no distractions).

Create an effective study space - this can help revision by removing distractions and promotes an organised approach to study. Things you can include:

- A tidy undisturbed place to work.
- A comfortable chair.
- A bright lamp / light.
- A table which gives enough room for books, etc.

Make sure they have the things they need – pens, pencils, paper, highlighters, post its, revision cards, revision materials etc.

When

Work out when your child has free time.

Make a realistic revision timetable; mark subjects and topics on it (use each subjects' revision lists to do this). There is a guide on how to make a revision timetable in this booklet.

How

Ensure your child knows their areas of strength and weakness; mix them up on the timetable (they won't gain by revising all the easy topics – but they'll have nightmares if they only revise the worst bits!)


Encourage them to tick off topics when they've revised them; this will make them feel good about it!

Split revision sessions into 45 minute long sessions, including time to test what they've remembered.

Give a short relaxation/exercise break between revision sessions to unwind.

Holiday Revision

Some students will be invited into school for revision sessions during school holidays. You will receive a letter with your personalised timetable.



How to Support your Child using GCSEPod



What is GCSEPod?

GCSEPod is an award-winning expert in Subject Knowledge. We provide **3-5 minute bursts of audio-visual, teacher written learning** which can help to reinforce and consolidate key GCSE topics covered in lessons.

Experts read and explain everything clearly including all the right **facts, quotes, keywords, dates and diagrams** on screen.

Tips & Tricks

- **Watch online or offline!** Ask your child to **download** some Pods to their mobile device, this way they are free to expand their knowledge wherever they go.
- **Create Playlists!** Use the **My Playlist** area to create bespoke playlists on topics that they may find challenging. Having a personalised playlist means your child has fast access to Pods that will help to fill in knowledge gaps.
- **Use Favourites!** Challenge your child to a **favourite 10 Pods** on topics they find difficult/challenging. Watch the Pods together and use one of our other suggested learning techniques to help simplify what it is they're struggling with.
- **Memory Cards!** Watch the Pods and then together write **key facts, dates, diagrams and quotes**. Then test their knowledge to see how much they remember. *Top Tip* Turn it into a competition and reward your child for correctly answered questions. If you're stuck on what questions to ask your child then head over to our 'Quiz your Child' document.*
- **Support Homework!** GCSEPod isn't just for revision, it's to **help expand your child's subject knowledge**. If your child is struggling with a piece of homework, you can search for the topic on GCSEPod and use the Pods as an additional resource.

Does your child know they have access to GCSEPod?

If your son or daughter have already activated their account, they simply need to log in with the username and password they've created.

If they've not yet activated their GCSEPod account, simply follow these simple instructions:

1. Go to www.gcsepod.com
2. Click **Login**
3. Click **New Here? Getting Started**
4. Ensure they've selected they are a **Pupil**
5. Enter their personal details as requested
6. Create a Username and Password



GCSEPOD.COM



INFO@GCSEPOD.COM



0191 338 7830

Quiz your Child!



Test your child on their pod knowledge with some of these general questions!

General Questions

1. What did you learn from watching the pod?
2. What will you remember?
3. Tell me 3 key words you have learnt from the pod.
4. Tell me everything you know on the topic.
5. How confident do you feel on the subject?
6. Do you think you need to learn more on that subject?
7. What part of the pod interested you the most?
8. What was your favourite part of the pod?
9. Teach me what you've learnt?
10. Where you surprised by what you've learnt?
11. What was your least favourite part?

Character Questions

1. Who are the 3 main characters of the book/play?
2. What are their relationships with each other?
3. Which social class do they belong to?
4. Do the main characters change by the end of the book/play? How?
5. If you had the chance to talk to each character a question - what would you ask them and why?

Tip: Print out this page, take it everywhere you go and ask questions when you're in the supermarket, in the car, cooking dinner...

English Literature Questions

1. What's the book/play about?
2. Can you give me a plot overview?
3. Where is the book/play set?
4. How does the setting reflect the book?
5. Who are the main characters in the book/play?
6. What genre is the book?
7. Do you know any important quotes?
8. What is the structure of the book?
9. What are the book/plays themes?
10. Does the story interest you? Why?

Tip: Think of some specific questions on other subjects, like photosynthesis, algebra or WWI.



YEAR 11 REVISION SESSIONS 3:00-4:00PM

MONDAY SCIENCE

Biology - SC1

Chemistry - SC3

Physics - SC6

WEDNESDAY ENGLISH

11A1 - COM3

11A2&3 - COM2

11A4 - COM1

TUESDAY MATHS

11A1 - MA5

11A2 - MA4

11A3 - MA1

11A5 - MA6

11A4 & B1 - MA3


11B2 & B3 - MA2

THURSDAY HUMANITIES

History - HU1

RE - HU3

Geography - HU5



Revision Timetable



The sooner your child starts their revision the less overwhelming it will be. We advise that students start revising now so that they are well prepared for their exams. The reason for starting this early is that there is two years of study to cover.

Before your child starts to revise they need to have a list of topics for each subject. The dates for all of the exams are on page 3 of this booklet – write these on your calendar. It is vital that your child is prepared, well rested and at school early on these dates.

It's really important to have a revision plan, this ensures that the necessary hours of revision actually take place. It also helps to make sure that your child gets the correct balance between study and leisure time.

A revision timetable need to be realistic, any pre-planned activities or commitments need to be included and there needs to some time to relax.

Your child needs to include time for all of their subjects (even if they don't like them all!). Spread out the revision for each subject over the week and vary the subjects revised on each day. You should allow about 45 minutes per subject, with a rest in between.

There are some examples of a term time and a holiday timetable below. There is also a blank timetable at the back of this booklet.

When you've completed the timetable make a copy and stick it up somewhere you will see it.

Example Term Time Revision Timetable

	5:30 - 6:00pm	6:30 - 7:30pm	8:15 - 9:00pm	9:15 - 9:45pm
Mon	Urdu	English	Science	Urdu
Tue	English	RE	Maths	Maths
Wed	English	History	Science	RE
Thur	Science	Maths	History	Early finish
Fri	History	Maths	RE	English

	11:00 - 12:00pm	11:30 - 12:30pm	1:45 - 3:00pm	4:00 - 5:00pm
Sat	History	English	Science	Maths
Sun	RE	Maths	English	Early Finish

Example Holiday Revision Timetable

	10:00 - 11:00am	11:30 - 12:30pm	1:30 - 2:30pm	2:30 - 4:00pm	4:00 - 5:00pm
Mon	Spanish	English	Science	Break	Spanish
Tue	English	Computers	Maths	Break	Maths
Wed	English	History	Science	Break	Computers
Thur	Science	Maths	History	Break	Spanish

Revision Timetable



Term Time Revision Timetable

	5:30 - 6:00pm	6:30 - 7:30pm	8:15 - 9:00pm	9:15 - 9:45pm
Mon				
Tue				
Wed				
Thur				
Fri				

	11:00 - 12:00pm	11:30 - 12:30pm	1:45 - 3:00pm	4:00 - 5:00pm
Sat				
Sun				

Holiday Revision Timetable

	10:00 - 11:00am	11:30 - 12:30pm	1:30 - 2:30pm	2:30 - 4:00pm	4:00 - 5:00pm
Mon					
Tue					
Wed					
Thur					
Fri					